



As of ACS790
V14.00

Service tool

OCI700.1

Service case with service interface

The service tool consists of one service case with the OCI700 service interface and 3 connecting cables specific to the devices.

The ACS790 software and service interface can commission and service KNX and LPB/BSB devices.

Commissioning and service of:

- KNX devices
 - Synco™ 200 devices
 - Synco™ 700 control and room devices
 - Synco™ living central apartment units
 - RXB../RXL.. room controllers
 - RDF../RDU../RDG.. room thermostats
 - VAV compact controllers GDB../GLB..
 - KNX central communications units OZW7..
- LPB/BSB devices
 - Sigmagyr/Albatros control and room units
 - LPB/BSB central communication units OZW6../OCI6..

Functions

ACS790 software

The ACS790 software commissions and services KNX and LPB/BSB devices and plants via the "ACS tool" program together with the OCI700 service interface.

User view (user level)

Administration	Administrator or service technician have access to all data points to commission and service the plants.
----------------	---

Plant engineering and commissioning

Device search	Searching for all devices connected to the bus and synchronizing with the offline device list, if created previously.
Parameter set	Edit (read, write, compare) parameterization data points of all devices in a project.
Commissioning protocol	Logging of data point values for individual devices or all devices in a protocol (protocol as handover document).

Trend

Online trend	Record and display dynamic curves for selected data points. The plant and ACS must be connected during data trending.
--------------	---

Plant operation

Popcard	Plant and device operation using popcard pages.
Plant diagram	Plant and device operation using plan diagrams.

Note

The current version can be downloaded free of charge at the following link:

www.siemens.com/acs790

A product sheet is included with the link in the service case.

OCI700 service interface

The OCI700 service interface assumes signal conversion between the USB interface connected to the PC/laptop and the service tool interface for the given device. For additional details, refer to "Technical design" and "Technical data" below.

Ordering and delivery

Ordering

Please indicate the type **OCI700.1** when ordering.

<i>Name</i>	<i>Product number</i>
Service tool	OCI700.1

Delivery

The service tool is delivered in a case as a set and includes:

- Service interface OCI700
- USB cable Connection PC/laptop to service interface OCI700
- KNX service cable Service connection OCI700 to KNX device
- LPB/BSB service cable Service connection OCI700 to LPB/BSB device

Documentation

<i>Document title</i>	<i>Document type and number</i>
Engineering and service software ACS790	Data sheet N5649

Technical design

Basic design

The OCI700 service interface consists of one plastic housing with 2 LEDs and 3 interface sockets.



LED indication

The 2 LEDs, labeled "USB" and "BUS", indicate the operational state.

LED USB

LED lit Service interface with USB interface is connected to the PC/laptop.
LED flashes Data is being exchanged between service interface and PC/laptop.

LED BUS

LED lit Service interface is connected to KNX or LPB/BSB device(s).
LED flashes Data is being exchanged between service interface and device(s).

Interfaces

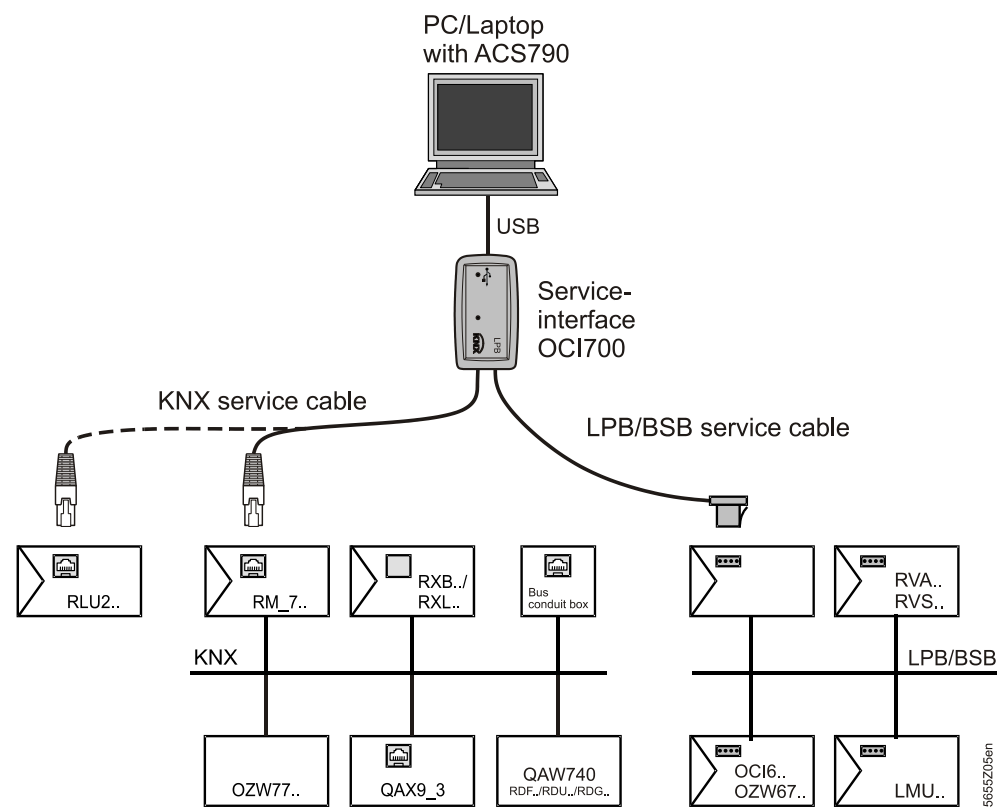
The OCI700 service interface has the following three interfaces:

- USB Connection plug type B
- KNX Connection plug RJ45
- LPB/BSB Connection plug RJ12

Note


The interfaces on the OCI700 service interface are galvanically separated.

Communication connections



Select connection	In ACS790, select the associated connection to communicate with the devices, i.e. "OCI700-KNX" or "OCI700-LPB".
OCI700 service interface and USB hubs	Only 1 OCI700 service interface can be connected to a PC/laptop. The OCI700 service interface can be operated via USB hubs.

General notes

Mounting	The OCI700 is designed for portable use.
Power supply	<p>The OCI700 service interface does not require separate supply.</p> <ul style="list-style-type: none">• Power is supplied to the USB connection via the USB interface on the PC/laptop (interface load is very low).• The corresponding bus supplies power to the KNX or LPB/BSB connection.
Parameterization	The OCI700 service interface does not require parameterization.
ACS790 software	Note that not all ACS790 applications are supported on the OCI700 service interface. For example, no alarm messages can be received with the ACS alarm program via the OCI700 service interface.
Disposal	<div></div> <p>This symbol or any other national label indicate that the product, its packaging, and, where applicable, any batteries may not be disposed of as domestic waste. Delete all personal data and dispose of the item(s) at separate collection and recycling facilities in accordance with local and national legislation.</p> <p>For additional details, refer to. www.siemens.com/bt/disposal.</p>

**Requirements for
PC/laptop with ACS790**

	<i>Minimum requirements</i>
Processor	2.2 GHz
RAM	4 GB
Hard disk	10 GB
Monitor	SVGA standard driver 1024 x 768, 256 colors
Interfaces	<ul style="list-style-type: none"> • USB 2.0 and higher • Serial COM to 19,200 baud • Network card (Ethernet)
Operating system	<ul style="list-style-type: none"> • Microsoft® Windows® 10, 32- and 64 bit versions • Microsoft® Windows® 11, 32- and 64 bit versions

Technical data

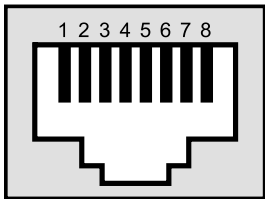
Power supply	Operating voltage (from USB)	DC 5 V as per USB specifications
	Power consumption	Max. 65 mA
KNX interface	Connection	2-wire connection, <u>non</u> -interchangeable
	Service cable length	3 m
	Baud rate	9600 baud
	Bus load number E	Dynamic/adaptive
LPB/BSB interface	Standard	Batibus-compatible
	Connection	2-wire connection, <u>non</u> -interchangeable
	Service cable length	3 m
	Baud rate	4800 baud
USB interface	Bus load number E	Dynamic/adaptive
	Standard	USB V1.1
	Service cable length	0.6 m (max. 5 m)
	Device class	HID (human interface device)
	Baud rate	Max. 12 Mbps (full speed)
	Connection cable	
	Plug on PC/Laptop	USB type A
	Plug on OCI700	USB type B
Degree of protection	Protection standard to EN 60529	IP20
Permissible environmental conditions	Transportation	
	Temperature	–25...70 °C
	Humidity	<95 % r.h. (non-condensing)
	Storage	
	Temperature	–5...55 °C
	Humidity	<95 % r.h. (non-condensing)
	Operation	
	Temperature	0...50 °C
	Humidity	<85 % r.h. (non-condensing)

Standards, directives and approvals	Product standard	Automatic electrical controls for household and similar use
	EN 60730-1	General requirements for Home and Building Electronic Systems (HBES) and Building Automation and Control Systems (BACS)
	Product family standard	EN 50491-x
	Electromagnetic compatibility (Applications)	For use in residential, commerce, light-industrial and industrial environments
Environmental compatibility	EU conformity (CE)	CE1T5655xx *)
	RCM conformity	8000065172 *)
	EAC conformity	Eurasia conformity
	Product environmental declaration (contains data on RoHS compliance, materials composition, packaging, environmental benefit, disposal)	CE1E5655 *)
Weight	Case complete with packaging	1.0 kg
	*) The documents can be downloaded from https://siemens.com/bt/download .	

Connections

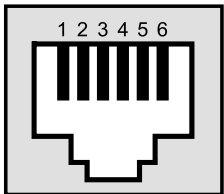
The following pin assignments of the KNX and LPB/BSB plugs on the OCI700 service interface apply to assembly of own connection cables:

Pin assignment
KNX, RJ45



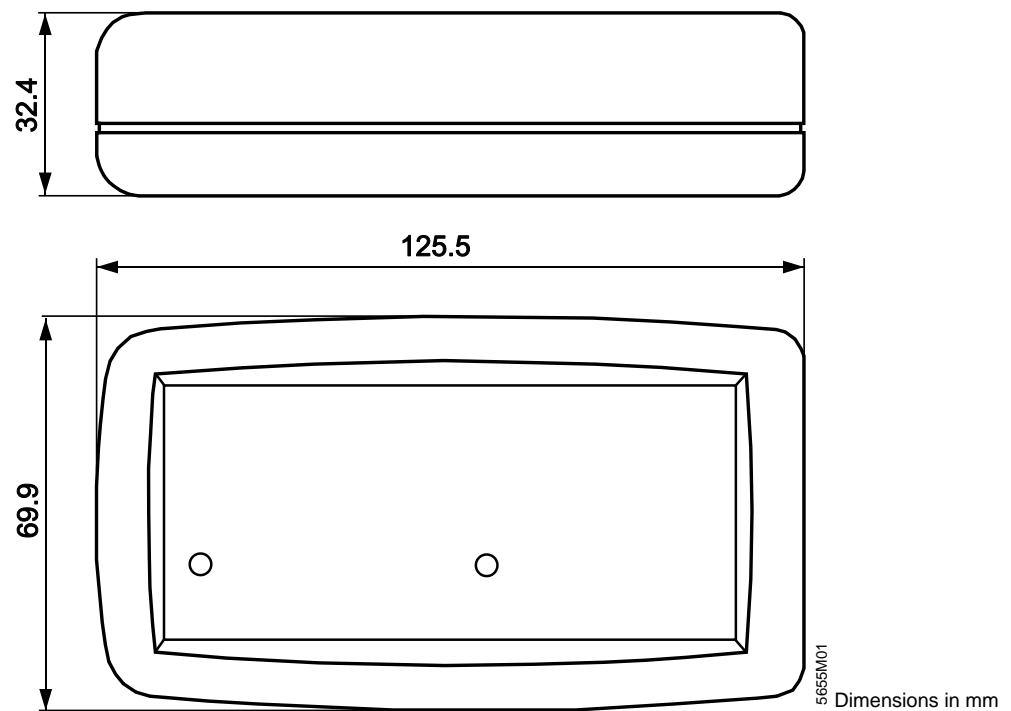
- 1 CE+, Konnex
- 2 CE-, Konnex
- 3 Unused
- 4 Unused
- 5 Voltage 16 V
- 6 Transmission line to RLU2..
- 7 Receiving line: RLU2.. or data line PPS or Ident'pin
- 8 Ground

Pin assignment
LPB/BSB, RJ12



- 1 Unused
- 2 Unused
- 3 DB, LPB/BSB
- 4 MB, LPB/BSB
- 5 Ident'pin
- 6 Unused

Dimensions



Published by:
Siemens Switzerland Ltd.
Smart Infrastructure
International Headquarters
Theilerstrasse 1a
CH-6300 Zug
Switzerland
Tel. +41 58-724 24 24
www.siemens.com/buildingtechnologies

© Siemens Switzerland Ltd 2003
Delivery and technical specifications subject to change